

# OneSearch Database access



1. Go to:

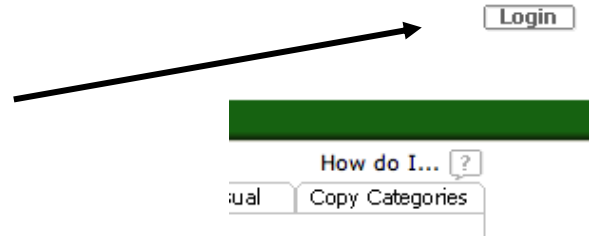
<http://library.edmonds.wednet.edu>

2. Choose your school.

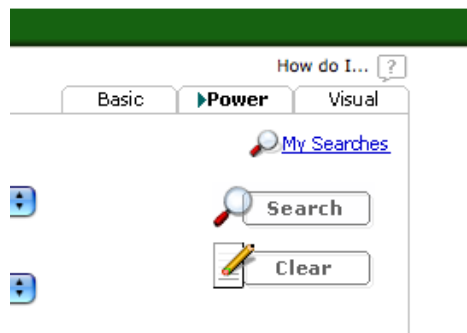
3. Login to your school library:  
(See your librarian for login and password.)

Username:

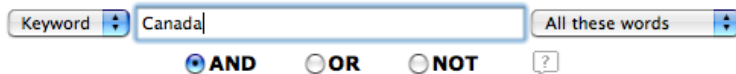
Password:



4. Go to Power Search:



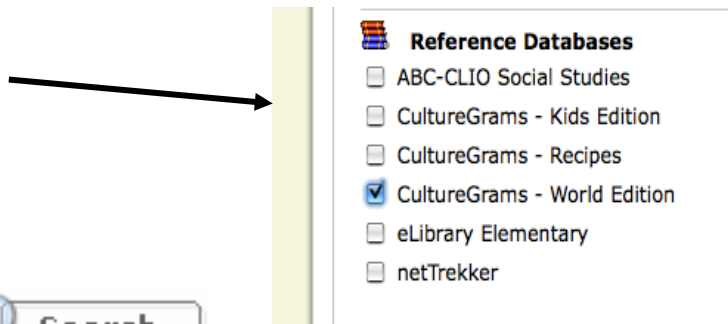
5. Enter a keyword:



6. Check Online Resources:

**Include Online Resources**

7. Choose database(s):



8. Click Search:



For database descriptions and grade levels go to: